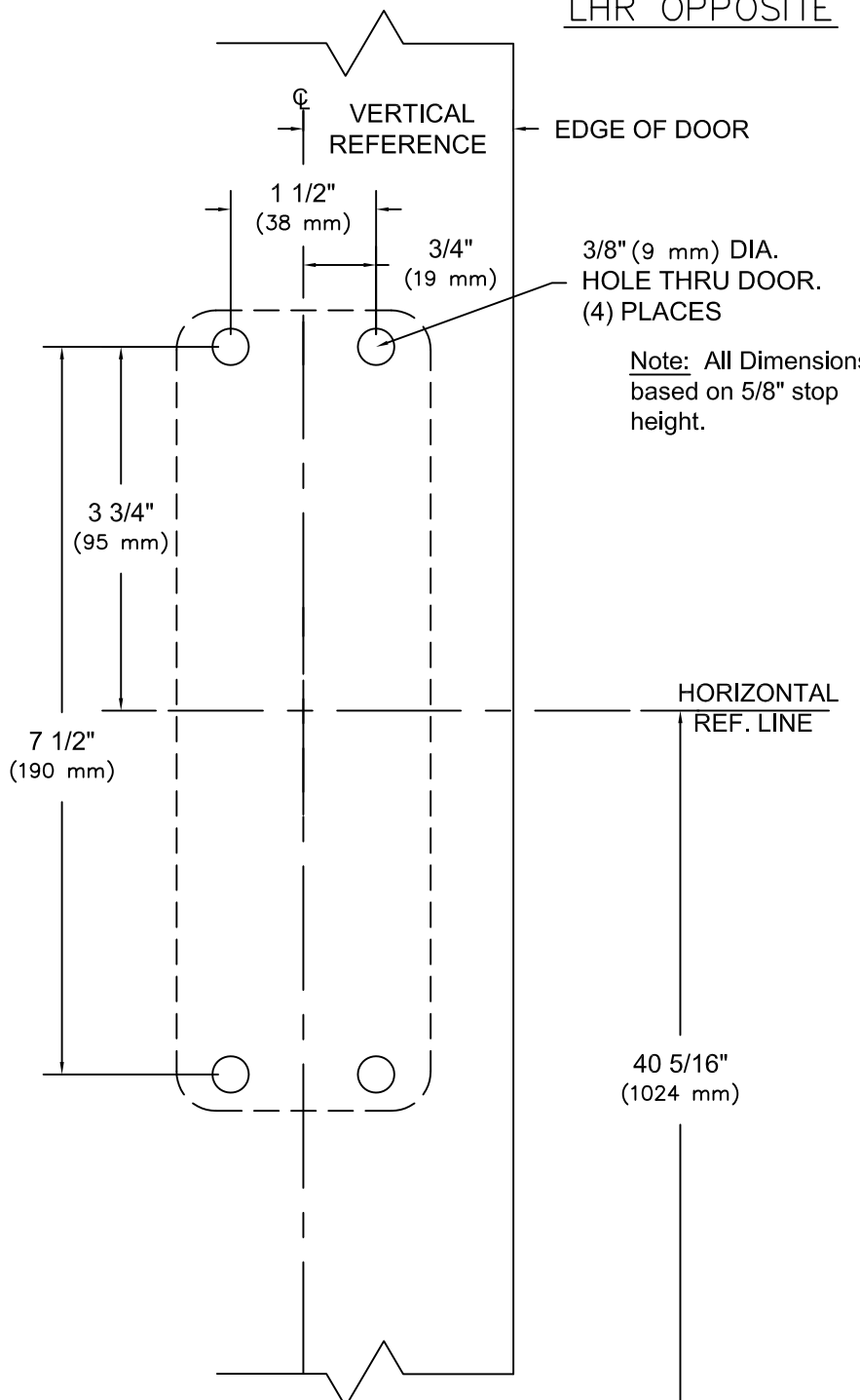
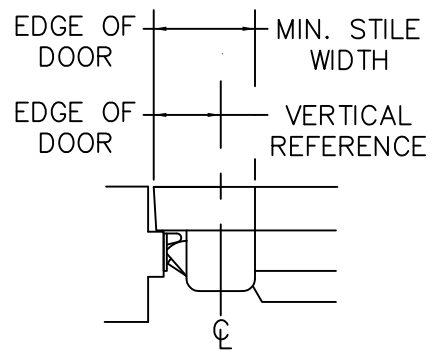


RHR SHOWN
LHR OPPOSITE

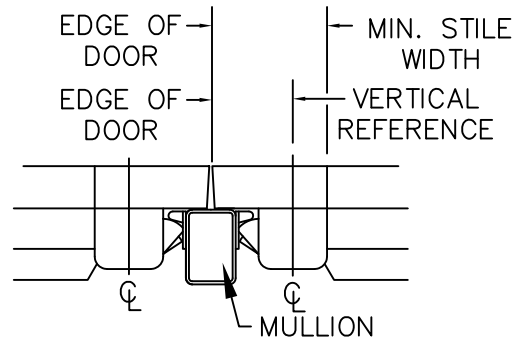


3/8" (9 mm) DIA.
HOLE THRU DOOR.
(4) PLACES

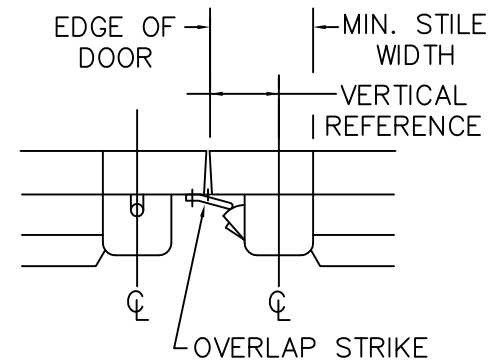
Note: All Dimensions
based on 5/8" stop
height.



STOP	STRIKE	VERT. REF.	MIN. STILE
BLADE (cutout)	430	2 1/16" (52 mm)	3 1/2" (89 mm)
	486	2 13/16" (72 mm)	4 1/4" (108 mm)
	463		



MULLION	STRIKE	VERT. REF.	MIN. STILE
1310	463 486	2 3/4" (70 mm)	4 3/16" (106 mm)
1330	ALL	3" (76 mm)	4 7/16" (113 mm)
F1300	ALL	3 1/4" (83 mm)	4 9/16" (116 mm)
1340KR F1340KR	ALL	3 1/4" (83 mm)	4 9/16" (116 mm)



STRIKE	VERT. REF.	MIN. STILE
320	2 1/2" (64 mm)	4" (102 mm)

NOTES: FINISHED FLOOR LINE OR TOP OF THRESHOLD

1. SEE MASTER SHEET #T-0001 FOR SUGGESTED DOOR REINFORCEMENT.
2. SEE ADDITIONAL TRIM TEMPLATE WHEN REQUIRED.
3. DEVICE WILL COVER STANDARD SDI CUTOUT.

REV. No. 7

REVISION: Lever Style Notes

DATE: 1-27-2014

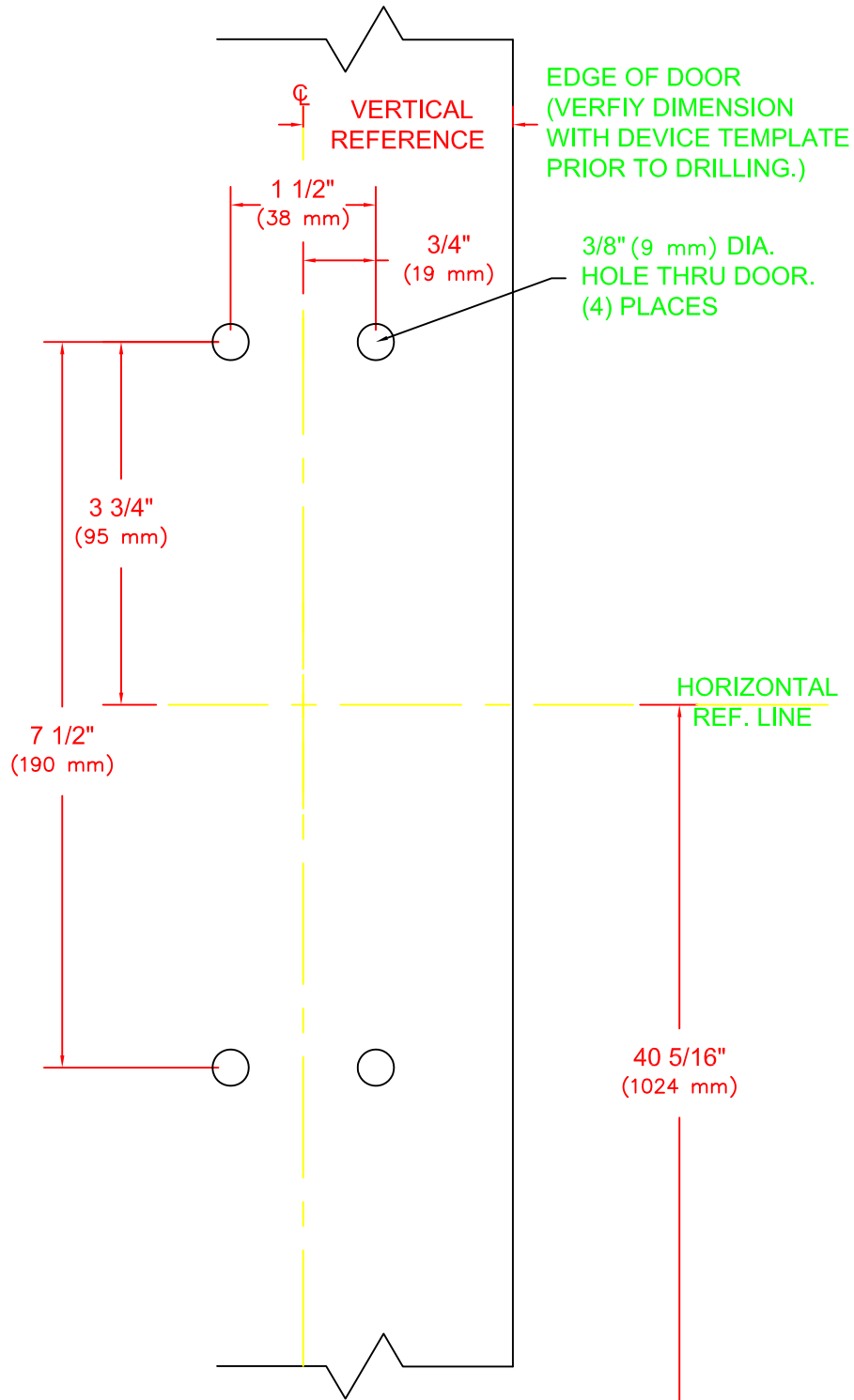


9300 & F9300 x YODT, YP02
Y*02R Note; * Denotes all Lever Design Styles
RIM TYPE EXIT DEVICE

TEMPLATE NUMBER

T-9301 ⑦

RHR SHOWN
LHR OPPOSITE



NOTES:

1. SEE MASTER SHEET FINISHED FLOOR LINE OR TOP OF THRESHOLD
- #T-0001 FOR SUGGESTED DOOR REINFORCEMENT.
2. SEE ADDITIONAL DEVICE TEMPLATE WHEN REQUIRED.
3. TRIM WILL COVER STANDARD SDI CUTOUT.

REV. No. 3

REVISION: Lever Style Notes

DATE: 1-16-14



YODT, Y*02R

Note; * Denotes all Lever Design Styles

TEMPLATE NUMBER

T-9000 ③